

Features

- Surface mount for economical assembly
- High surge current rating
- Designed to meet ITU-T K.12 class 5 surge current requirements
- Low capacitance and insertion loss
- Stable breakdown throughout life
- UL Recognized

Applications

- Telecommunications
- Industrial electronics
- Commercial electronics
- Automotive, aircraft, military electronics

2029-xx-SMLF Heavy Duty Gas Discharge Tube Surge Arrestor

Bourns offers a heavy duty 2-electrode GDT surge arrestor in an 8x6 mm surface mount (SM) package. The Model 2029-xx-SMLF Series is categorized as a Class 5 rated GDT and attains the highest performance classification available under ITU K.12 requirements. High performance in a compact surface mount package makes this series ideal for use in heavily exposed telecommunications, commercial and industrial applications.

Characteristics

Test Methods per ITU-T K.12, IEEE C62.31 and IEC 61643-311 GDT standards.

Characteristic	Model No.				
	2029-09-SMLF	2029-15-SMLF	2029-23-SMLF	2029-35-SMLF	2029-42-SMLF
DC Sparkover $\pm 20\%$ @ 100 V/s	90 V	150 V	230 V	350 V	420 V
Impulse Sparkover ⁽¹⁾ 100 V/ μ s (Typical) 100 V/ μ s (99 %)	275 V 375 V	325 V 375 V	450 V 500 V	600 V 625 V	650 V 750 V
	Impulse Sparkover ⁽¹⁾ 1 kV/ μ s (Typical) 1 kV/ μ s (99 %)	525 V 600 V	525 V 625 V	650 V 750 V	775 V 875 V

⁽¹⁾ Impulse Sparkover voltage is defined as typical values of distribution.

Insulation Resistance	100 V (50 V for Model 2029-09-SMLF).....	> $10^{10} \Omega$
Glow Voltage	10 mA.....	~ 70 V
Arc Voltage	> 1A.....	~ 12 V
Glow-Arc Transition Current	< 0.5 A
Capacitance.....	1 MHz	< 1 pF
DC Holdover Voltage ⁽²⁾	135 V, (52 V for Model 2029-09-SMLF; 80 V for Model 2029-15-SMLF)	< 150 ms
Impulse Discharge Current.....	25000 A, 8/20 μ s	1 operation minimum ⁽³⁾
	20000 A, 8/20 μ s	> 10 operations
	5 kA, 10/350 μ s	1 operation minimum ⁽³⁾
	100 A, 10/1000 μ s.....	> 300 operations
	10 A, 10/1000 μ s.....	> 1500 operations
Alternating Discharge Current	65 Arms, 11 cycles	1 operation minimum ⁽³⁾
	20 Arms, 1 s.....	> 10 operations
Storage Temperature.....	-55 to +105 °C
Operating Temperature.....	-55 to +105 °C
Climatic Category (IEC 60068-1).....	55/105/21

Notes:

- **UL recognized component, UL File E153537.**
- Model number marking on tube: 2029-xxxV.
- Surface Mount (SM) parts may show a temporary increase in DCBD after the solder reflow process. Most devices will recover within 24 hours time. It should be noted that there is no quality defect nor change in protection levels during the temporary change in DCBD.
- Sparkover limits $\pm 25\%$ and IR $> 10^8 \Omega$ after life.
- At delivery AQL 0.65 Level II, DIN ISO 2859.
- Bourns recommends reflowing surface mount devices per IPC/JEDEC J-STD-020 rev D.

⁽²⁾ Network applied.

⁽³⁾ DC Sparkover may exceed $\pm 20\%$ after discharge, but will continue to protect without venting.

*RoHS Directive 2002/95/EC Jan. 27, 2003 including annex and RoHS Recast 2011/65/EU June 8, 2011.

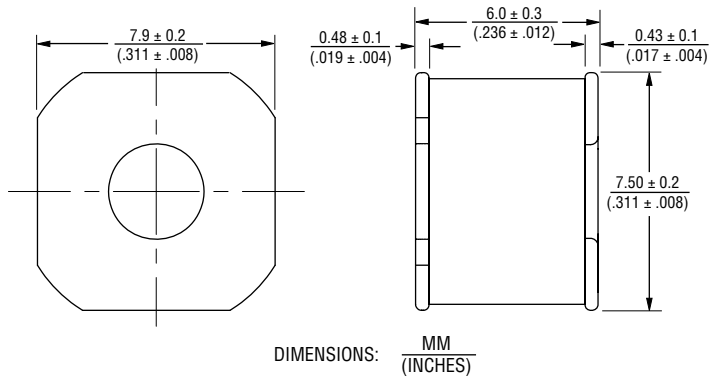
Specifications are subject to change without notice.

The device characteristics and parameters in this data sheet can and do vary in different applications and actual device performance may vary over time. Users should verify actual device performance in their specific applications.

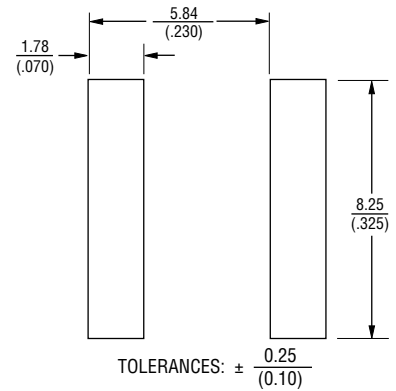
2029-xx-SMLF Heavy Duty Gas Discharge Tube Surge Arrestor



Product Dimensions



Recommended Pad Layout



How to Order

2029 - xx - SM -RP LF

Model Number Designator _____

Voltage (Divided by 10) _____

09 = 90 V 23 = 230 V 42 = 420 V

15 = 150 V 35 = 350 V

Surface Mount _____

Packaging Option _____

Blank = Bulk Packaging (Standard)

-RP = 16 mm Reelpack (Optional)

RoHS Compliancy _____

LF = RoHS Compliant Product

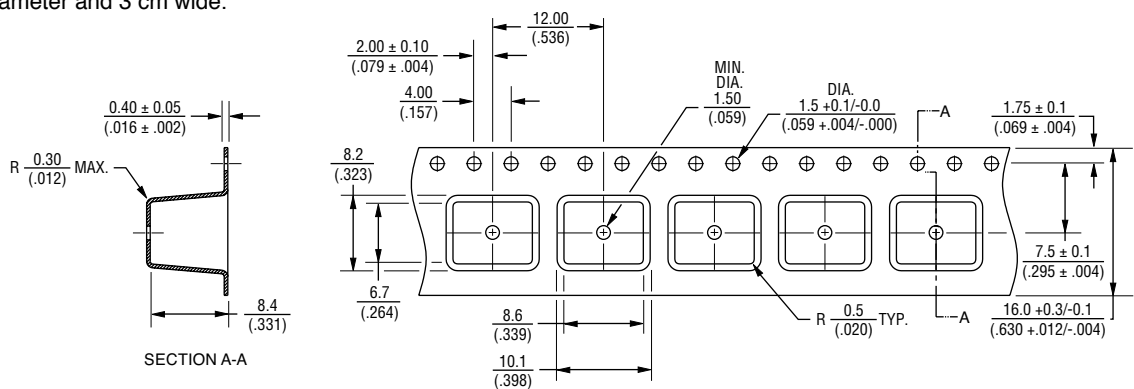
2029-xx-SMLF Heavy Duty Gas Discharge Tube Surge Arrestor **BOURNS®**

Packaging Specifications

Model	Standard Packaging Quantity			
	Bulk (Bag)	Tray	Box	Reel
2029-xx-SMLF	250		1000	
2029-xx-SM-RPLF				500

-RP

Reel is 33 cm in diameter and 3 cm wide.



DIMENSIONS: $\frac{\text{MM}}{(\text{INCHES})}$

Unless otherwise specified, tolerances in decimals are $.X \pm 0.3$, $.XX \pm 0.15$ for lengths in millimeters and $\pm 1^\circ$ for degrees.

BOURNS®

Asia-Pacific: Tel: +886-2 2562-4117 • Fax: +886-2 2562-4116

EMEA: Tel: +36 88 520 390 • Fax: +36 88 520 211

The Americas: Tel: +1-951 781-5500 • Fax: +1-951 781-5700

www.bourns.com

REV. 02/16

Specifications are subject to change without notice.

The device characteristics and parameters in this data sheet can and do vary in different applications and actual device performance may vary over time. Users should verify actual device performance in their specific applications.